

# Street Racing and Stunt Driving in Ontario



**Evelyn Vingilis, PhD, C. Psych.**

**Director, Population and Community Health Unit,  
Professor, Depts of Family Medicine, and Epidemiology and  
Biostatistics**

**Presentation to Fourth Meeting of the Ontario Road Safety Forum, October 11, 2018**

Who are street racers?

# Ontario data - general population from CAMH Monitor (Ontario adults 18 years and older)

- “Have you driven a car, truck or SUV in a street race in the previous 12 months?”
- Yes = **1%**
- Males = **1.7%**; females **0.3%**
- Ages: 18-34 = **2.4%**; 35-54 = **0.6%**; 55+ = **0.5%**
- self-reported heavy drinkers, drinking drivers, cannabis use drivers, poor mental health 3-5 times more likely to report street racing.

Smart, R.G., Stoduto, G., Vingilis, E., Wickens, C.M., Mann, R. E., Ialomiteanu, A. (2011) Letter - Preliminary results for street racing among adults in Ontario: Relations to alcohol and cannabis use. Canadian Journal of Public Health, *102*(5), 398.

Smart, R.G., Mann, R.E., Stoduto, G., Ialomiteanu, A., Wickens, C., Vingilis, E. (2012) Is there a link between street racing and mental health? Australasian Psychiatry, *20*, 166-167.

Wickens, C.M., Smart, R. G., Vingilis, E., Ialomiteanu, A. R., Stoduto, G., Mann, R. E. (2017) Accident, Analysis & Prevention *103*, 85-91.

# Ontario data – high school students from CAMH Ont. Student Drug Use & Health Survey

- **5.6%** of all students, (grades 9 = 1.8%, 10 = 1.0%, 11 = 8.5% 12 = 9.8%)
- **2.4%** reported  $\geq 5$  times

Among those with G2 or full licences

- **20.4%** (Males = 33.7%; Females = 4.1%)
- Property delinquency 10 times higher odds of racing
- Drugs delinquency 5 times higher odds of racing

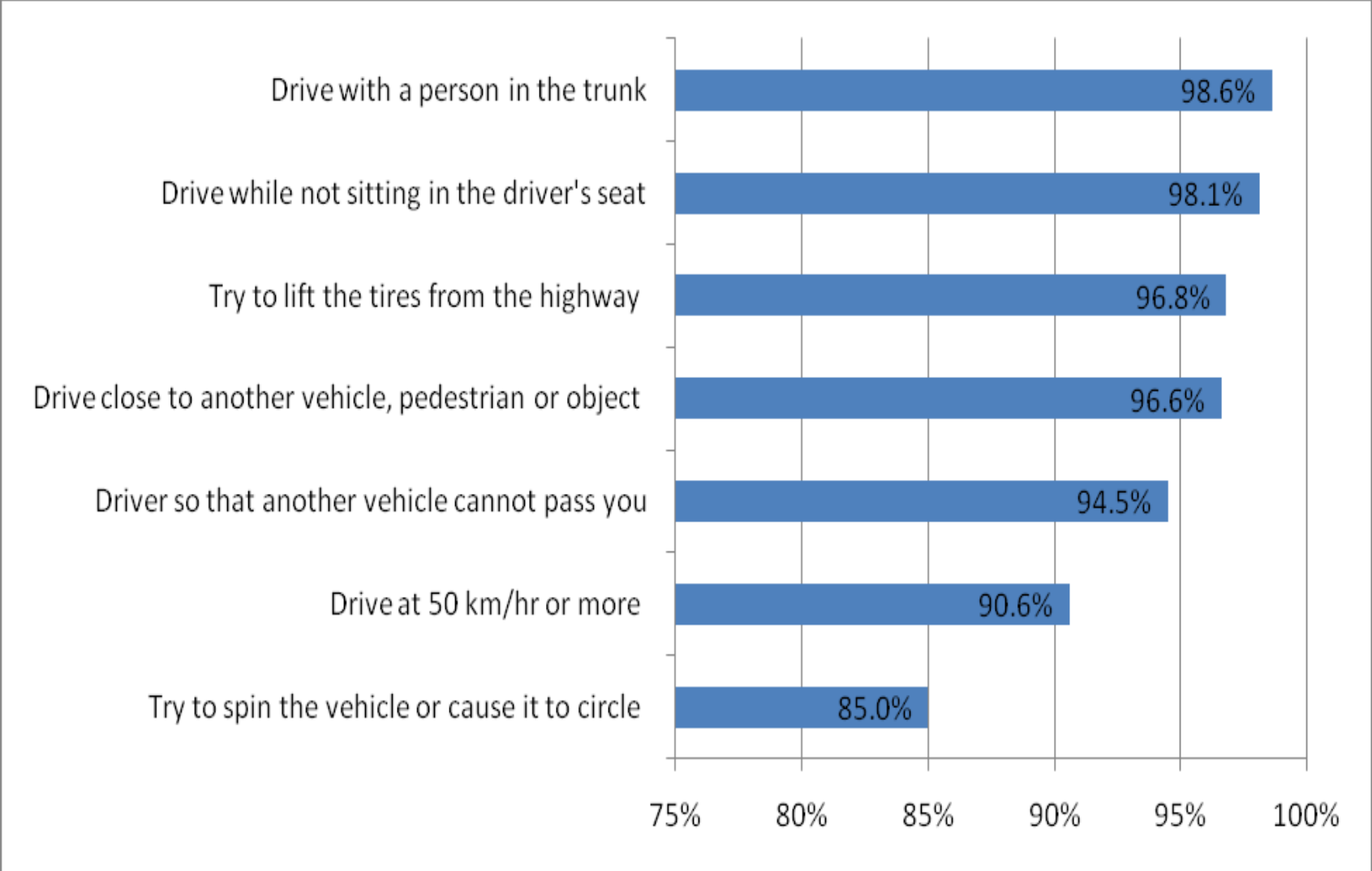
Vingilis, E., Smart, R. G., Mann, R. E., Paglia-Boak, A., Stoduto, G., Adlaf, E. M. (2011) Prevalence and correlates of street racing among Ontario high school students. Traffic Injury Prevention, 12, 443-450.

# Ontario data – car and racing club enthusiasts



# Ontario data – car and racing club enthusiasts

Percentage of Respondents Who Never or Hardly Ever Engaged In These New Offences



# Ontario data – car and racing club enthusiasts

- % in  $\geq 1$  collision in past 5 yrs = **27.8%**
- % in  $\geq 3$  collisions in past 5 yrs = **7.3%**
- Average # of collisions = **1.4** (range = 1-7)
- % stopped for any traffic offence in past year = **23.1%**
- Average # stops = **2.33** range (1-25)

# Personal factors

## Comparison of Stunt Driving and Non Stunt Driving Respondents

Variables	No Stunt driving	Stunt driving
<u>Demographics:</u>		
Age*		
16-34	37%	55%
35 and older	63%	45%
Gender*		
Male	89%	94%
Female	11%	6%
Aver. Hr/wk driving	M=3.4	M=3.6
<u>Personality variables:</u>		
Driver Thrill Seeking Scale*	M=29.2	M=37.8
Competitive Attitude Toward Driving*	M=6.5	M=8.5



# Comparison of Stunt Driving and Non Stunt Driving Respondents

<u>Driver Behaviours:</u>	No stunt mean or %	Stunt mean or %
Driver Behaviour Violations Q.*	M=6.3	M=11.3
Self Report Driver Aggression Q.*	M=3.6	M=5.9
Risk-Taking Driving Scale*	M=7.6	M=10.0
Driver in collision in past 5 years	18%	23%
Stopped for traffic offence in past year*	12%	31%

# Drive Dangerously!



The more reckless you drive, the more power you score.

**This is no sit-down simulator! Burnout is a wild arcade racer with spectacular crashes that will leave you sweating, short of breath, and begging for more. Drive like a madman through everyday traffic: swerve into oncoming lanes, cut people off and take loads of risks - hyperventilating is part of the fun.**



**"The BEST CRASHES EVER in a VIDEOGAME!"**  
**"BURNOUT'S Crashes are QUITE a SHOW."**  
 - IGN  
 - GamePro



Force your friends into oncoming traffic.



Acclaim Entertainment, Inc.  
 One Acclaim Plaza  
 Glen Cove, NY 11542-2777

MADE IN USA

Burnout © 1998-2001 Criterion Software Limited. All Rights Reserved. Burnout is a Trademark of Criterion Software Limited. Acclaim ® & © 2002 Acclaim Entertainment, Inc. All Rights Reserved. Developed by Criterion Games. All Rights Reserved. Dolby and the double-D symbol are trademarks of Dolby Laboratories. Marketed by Acclaim. Distributed by Acclaim Distribution, Inc.

**IMPORTANT!**  
 READ THE INSTRUCTION BOOKLET BEFORE SETUP OR USE OF YOUR SYSTEM.

**Acclaim**  
[www.acclaim.com](http://www.acclaim.com)



THIS OFFICIAL SEAL IS YOUR ASSURANCE THAT NINTENDO HAS APPROVED THE QUALITY OF THIS PRODUCT. ALWAYS LOOK FOR THIS SEAL WHEN BUYING GAMES AND ACCESSORIES TO ENSURE COMPLETE COMPATIBILITY.

**WARNING: PEOPLE WHO ARE PHOTSENSITIVE (HAVE HAD SEIZURES INDUCED BY FLASHING LIGHTS OR PATTERNS) SHOULD NOT PLAY VIDEO GAMES WITHOUT FIRST SEEING A DOCTOR.**

FOR SALE, RENTAL AND USE ONLY IN USA, CANADA, MEXICO AND LATIN AMERICA. **EVERYONE**  
 Mild Violence

DOL P GB0E



LICENSED BY NINTENDO.  
  
 Nintendo © 2001 Nintendo.

[mobygames.com](http://mobygames.com)

Fischer, P., Vingilis, E., Greitemeyer, T., Vogrincic, C. (2011) Risk-taking and the media. Risk Analysis: An International Journal, **31**, 699-705.

Fischer, P., Krueger, J.I., Greitemeyer, T., Asal, K., Aydin, N., Vingilis, E. (2012) Psychological effects of risk-glorification in media: Towards an integrative view. European Review of Social Psychology, **23**(1), 224-257.

Vingilis, E., Seeley, J., Wiesenthal, D.L., Wickens, C.M., Fischer, P., Mann, R.E. (2013) Street racing video games and risk-taking driving: An internet survey of automobile enthusiasts. Accident, Analysis and Prevention, **50**, 1-7.

Vingilis, E., Yilderim-Yenier, Z., Fischer, P., Wiesenthal, D. L., Wickens, C. M., Mann, R. E., Seeley, J. (2016) Self-concept as a risky driver: Mediating the relationship between racing video games and on-road driving violations in a community-based sample. Transportation Research Part F: Traffic Psychology and Behaviour **43**, 15-23.

Vehicle Surfing – on hood, roof or other part of vehicle while in motion, or being dragged by vehicle e.g., couch.

~233,000 results





# P.O.R Stunts



Many “fail” videos, i.e., “accident” and “death” YouTube videos,

E.g., Vehicle Surfing Fail videos  
~ 362,000 results





## The most popular type of videos

Street racing – illegal, unsanctioned

~19,300,000 results

Street racing crashes

~2,240,000 results

#1 has title: [Ultimate 2016 STREET RACING Crash Compilation - Best Street Race Crashes](#)







Authorities in various countries tired of the contagion social media #InMyFeelings challenge where people hop out of moving cars to dance to Drake's new song. (Some videos show injuries.)

“Buckle up Keke, stay in your car” highway sign by Oklahoma Department of Transportation amid viral #InMyFeelings challenge.

<http://warritatafo.com/buckle-up-keke-stay-in-your-car-highway-sign-reads-amid-viral-inmyfeelings-challenge/>



Vingilis, E., Yildirim-Yenier, Z., Vingilis-Jaremko, L., Wickens, C., Seeley, J., Fleiter, J., Grushka, D. H. (2017) Literature review on risky driving videos on YouTube: Unknown effects and areas of concern? Traffic Injury Prevention 18(6), 606-615.

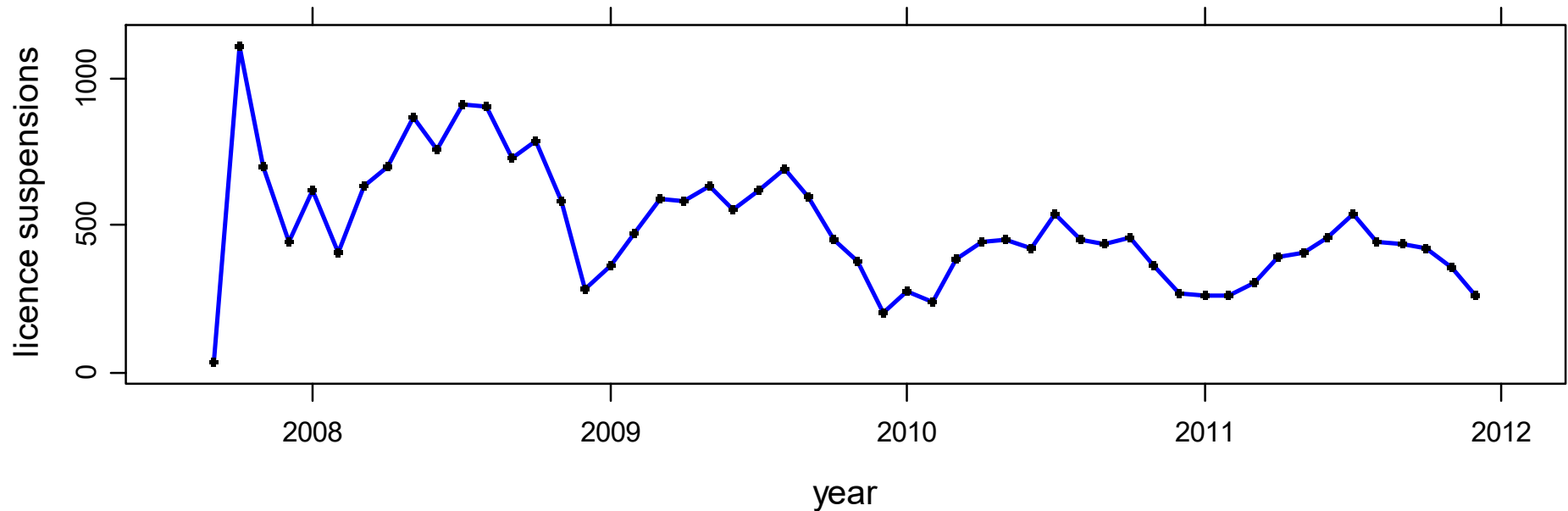
Vingilis, E. Yilderim-Yenier, Z., Vingilis-Jaremko, L., Seeley, J., Wickens, C. M., Grushka, D. H., Fleiter, J. (2018) Young drivers' perceptions of and experiences with YouTube videos of risky driving behaviours. Accident, Analysis & Prevention 120, 46-54.

# What has had some effect?

- Bill 203 - Ontario's Street Racers, Stunt and Aggressive Drivers Legislation

# Results

Monthly roadside driver's licence suspensions for racing/stunts, Sept 2007-Dec 2011, Ontario, Canada

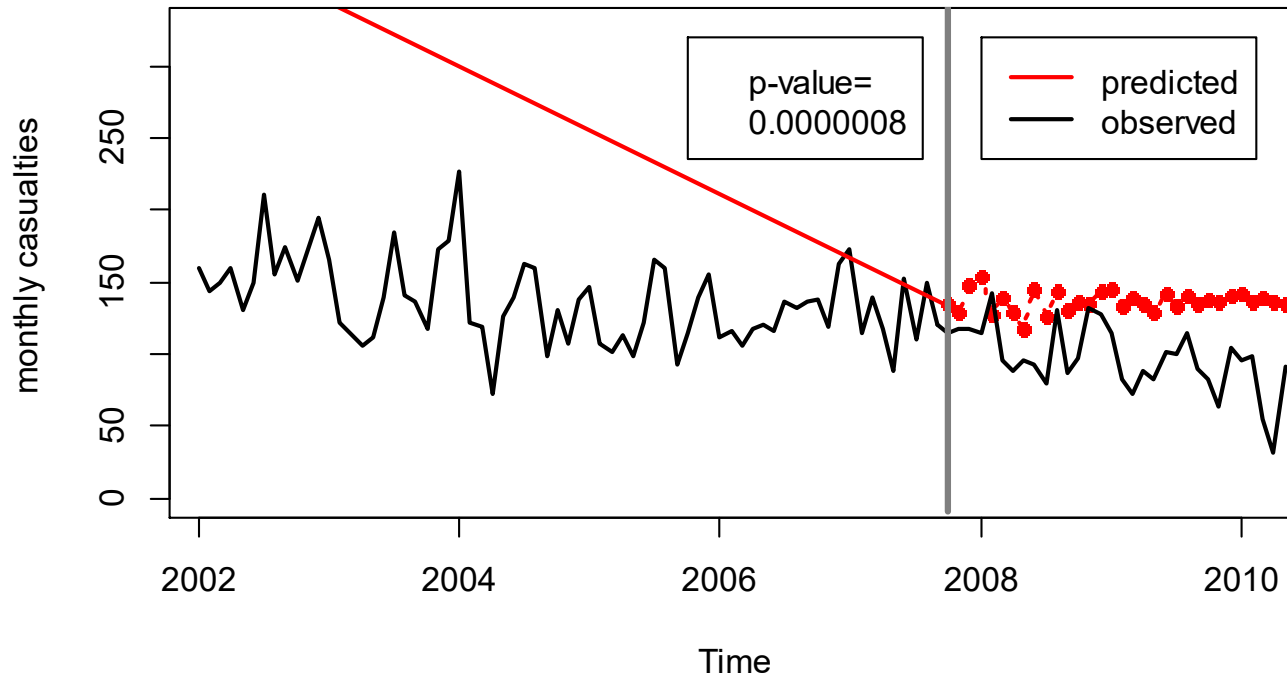


Meirambayeva, A., Vingilis, E., Zou, G., Elzohairy, Y., McLeod, A. I., Xiao, J. (2014) Evaluation of deterrent impact of Ontario's street racing and stunt driving law on extreme speeding convictions. *Traffic Injury Prevention* 15, 786-793.

Meirambayeva, A., Vingilis, E., McLeod, A. I., Elzohairy, Y., Xiao, J. Zou, G., Lai, Y. (2014) Road safety impact of Ontario street racing and stunt driving law. *Accident Analysis and Prevention* 71, 72-81.

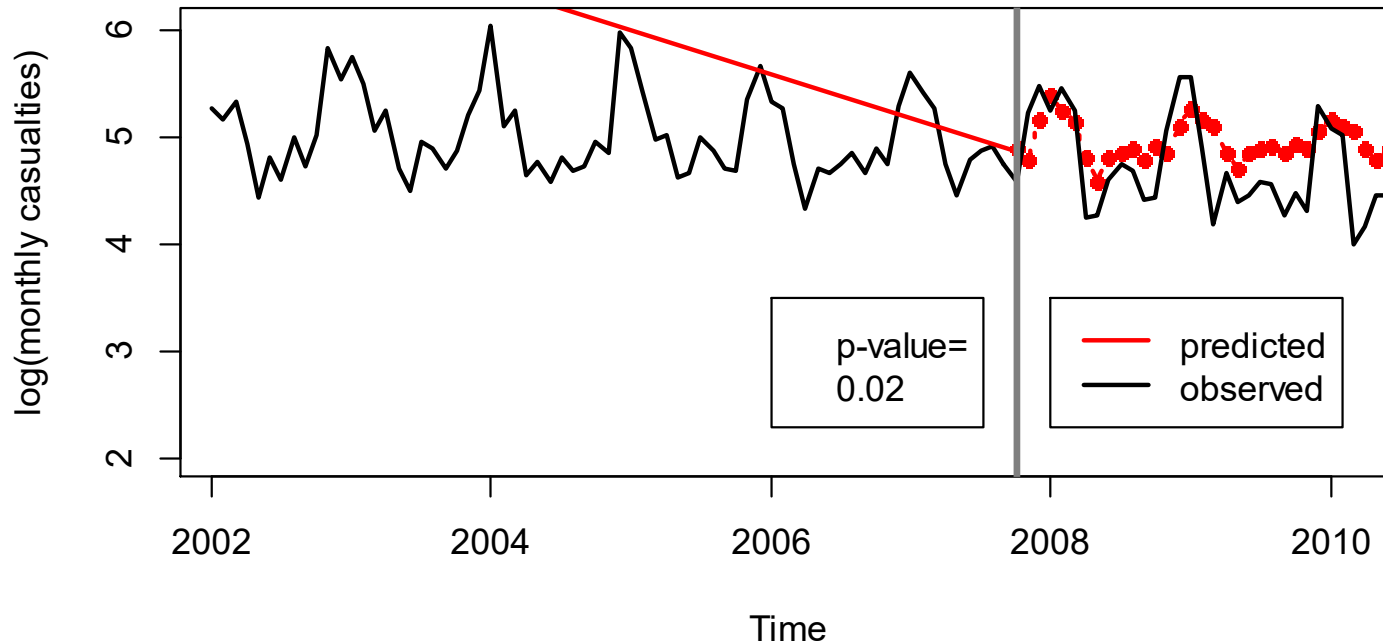


# Speeding-related casualties (primary intervention group)



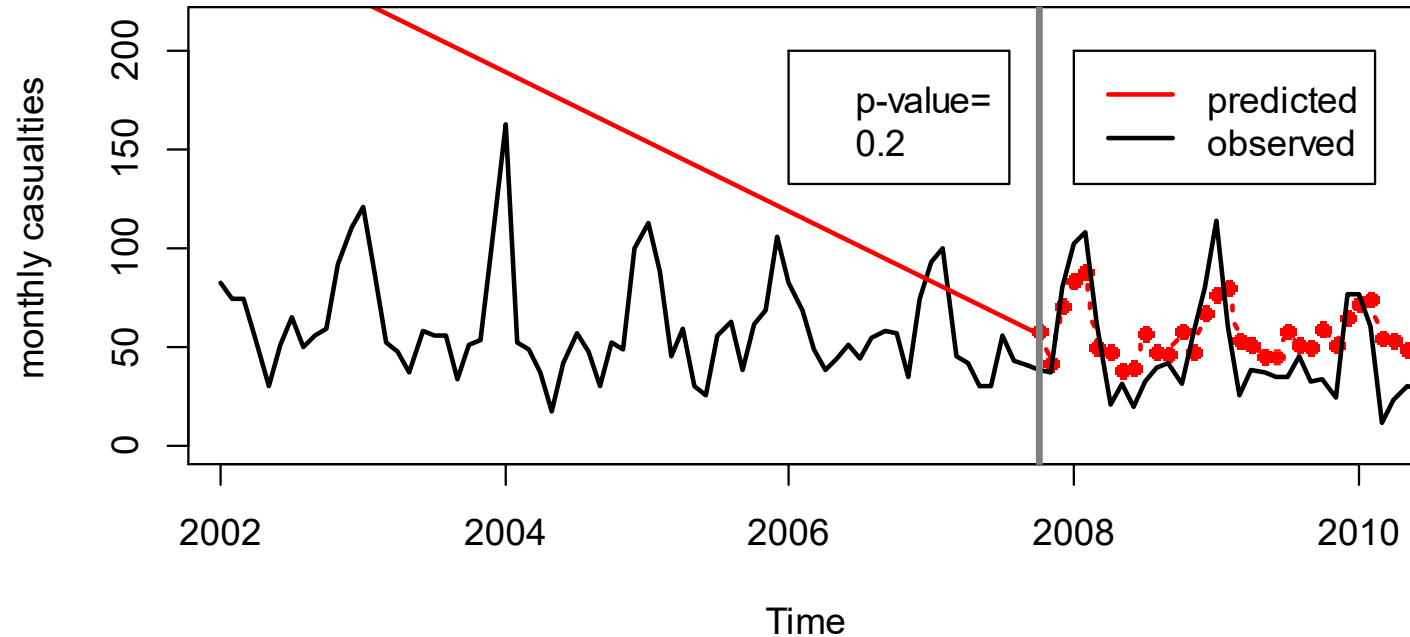
Intervention analysis, young male drivers, 58 fewer casualties /month

# Speeding-related casualties (secondary intervention group)



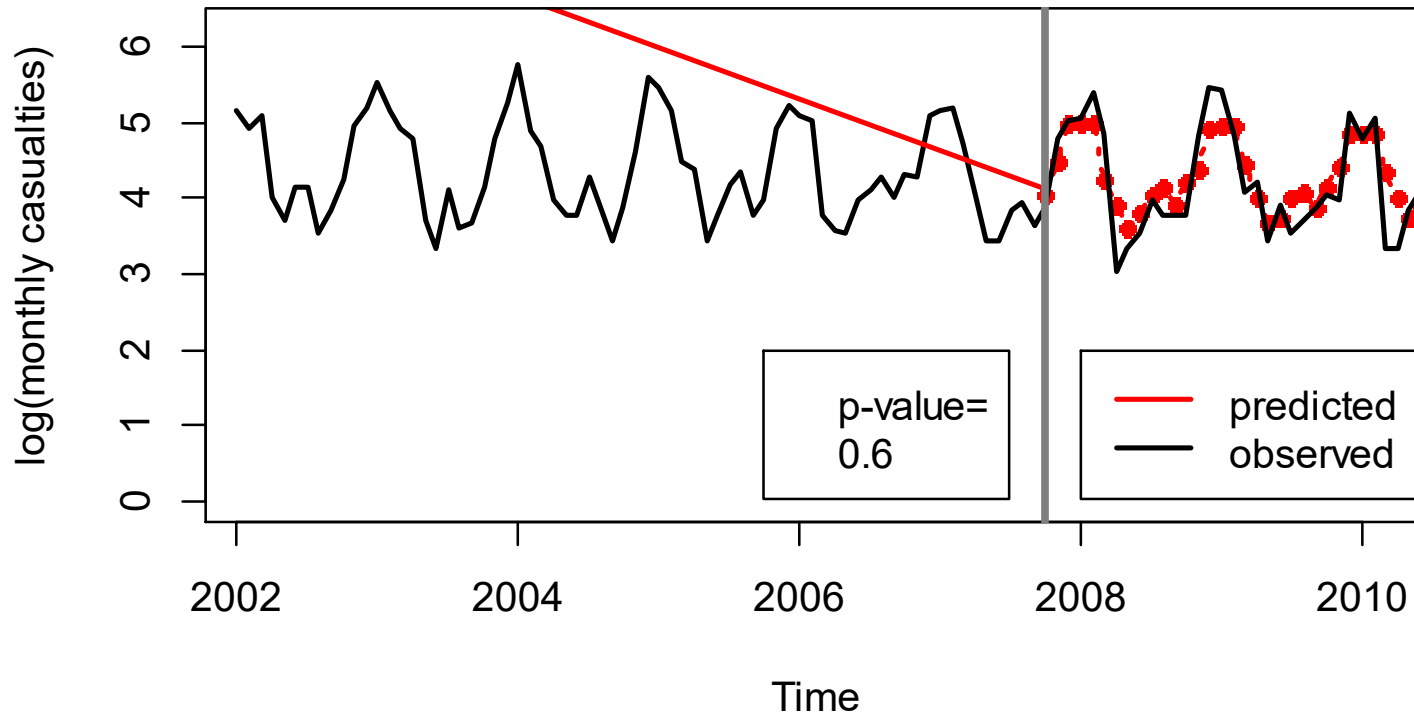
Intervention analysis, mature male drivers

# Speeding-related casualties (comparison group)



Intervention analysis, young female drivers

# Speeding-related casualties (comparison group)



Intervention analysis, mature female drivers

# General conclusions

- Street racers generally seem to be young males who engage in a range of risky driving and delinquent behaviours.
- Majority of car and racing enthusiasts in our survey did not engage in illegal racing or stunt driving.
- Of the minority who did, their beliefs, attitudes, behaviour and personality we consistent with risky driving.

# General conclusions

- Those who played “drive’em up” racing video games had higher odds of stunt driving.
- Ontario’s Street Racers, Stunt and Aggressive Drivers law was found to be an effective measure in reducing extreme speeding convictions and speeding-related collision casualties of male drivers when compared to female drivers, suggesting a possible deterrent effect.